

European Oldtimers Championships / Gothenburg -2002

Men - individual results
























Place	Nr	Name	Nation		f	e	f	e	f	e	f	e	f	e	e	f	Tot.	Diff.	Aver.
					1	2	3	4	5	6	7	8	9	10	11	12			
1	52	Peter Söderlund	Sweden		30	23	33	21	32	24	27	23	29	22	23	36	323	15	26,92
2	56	Franz Berger	Austria		34	23	29	20	32	22	38	25	28	21	24	29	325	18	27,08
3	24	Reine Niord	Sweden		33	24	29	25	27	22	33	22	34	25	23	32	329	12	27,42
4	58	Edvin Jurmu	Finland		32	23	32	25	32	24	32	22	27	29	22	30	330	10	27,50
5	45	Tony Strömberg	Sweden		32	24	31	24	31	24	31	23	36	20	23	32	331	16	27,58
6	57	Anders Schack	Denmark		32	22	34	25	33	25	30	25	33	25	22	33	339	12	28,25
7	71	Stefan Döhner	Germany		33	22	31	25	33	27	37	23	34	23	25	30	343	15	28,58
8	46	Johann Pscherer	Germany		31	20	40	22	32	22	35	23	33	25	27	33	343	20	28,58
9	38	Kjell Fredriksson	Sweden		41	22	37	23	34	20	36	23	30	22	27	31	346	21	28,83
10	25	Hubert Bayer	Germany		33	25	38	22	32	22	39	23	34	22			290	17	29,00
11	59	Sven-Olof Ericsson	Sweden		29	21	39	21	33	23	36	28	37	23			290	18	29,00
12	28	Walter Felbab	Austria		34	22	28	20	37	23	47	22	34	23			290	27	29,00
13	49	Karl Lakos	Austria		34	22	32	27	32	27	35	24	34	26			293	13	29,30
14	31	Lennart Gustafsson	Sweden		32	27	28	27	37	22	40	26	30	24			293	18	29,30
15	21	Manfred Schöller	Austria		41	21	32	22	38	26	35	25	30	24			294	20	29,40
16	70	Sven-Olof Birgersson	Sweden		37	23	35	22	32	26	31	28	34	27			295	15	29,50
17	39	Felix Seehof	Germany		43	24	29	23	34	24	38	23	37	21			296	22	29,60
18	60	Karl-Heinz Gerwert	Germany		35	24	36	27	34	22	33	25	35	27			298	14	29,80
19	53	Jörn Osnabrügge	Germany		43	24	31	25	29	23	40	25	38	23			301	20	30,10
20	32	Peter Matern	Germany		38	22	38	22	44	23	35	21	36	23			302	23	30,20
21	50	Erik Meldgaard	Denmark		35	26	39	22	33	27	35	25	40	22			304	18	30,40
22	27	Wilbert v. Helmond	Netherlands		33	26	38	24	33	28	35	28	36	24			305	14	30,50
23	47	Jindrich Jasek	Czech Republic		37	28	36	27	38	22	40	21	32	24			305	19	30,50
24	61	Ladislav Svihel	Czech Republic		41	24	40	23	34	22	41	24	35	22			306	19	30,60
25	33	Jan Hala	Czech Republic		34	26	33	25	32	29	38	24	41	25			307	17	30,70
26	42	Heinz Laukes	Austria		35	24	39	25	34	26	39	25	39	23			309	16	30,90
27	37	Harry Grönlund	Finland		41	27	30	25	39	27	37	23	37	25			311	18	31,10
28	67	Günter Würrer	Austria		34	24	34	27	42	27	37	23	38	28			314	19	31,40
29	54	Jan Valenta	Czech Republic		34	21	45	24	41	22	41	22					250	24	31,25
30	44	Yrjö Kukkonen	Finland		43	25	40	21	34	26	33	29					251	22	31,38
31	35	Alfred Curda	Austria		35	25	41	19	40	24	43	24					251	24	31,38

European Oldtimers Championships / Gothenburg -2002

Men - individual results






















Place	Nr	Name	Nation		f	e	f	e	f	e	f	e	f	e	e	f	Tot.	Diff.	Aver.
					1	2	3	4	5	6	7	8	9	10	11	12			
32	41	Jos Vlasveld	Netherlands		38	22	37	24	46	24	38	27					256	24	32,00
33	30	Christian Poulsen	Finland		41	29	40	26	37	26	38	22					259	19	32,38
34	63	Erwin Hansen	Belgium		34	25	49	27	36	25	36	29					261	24	32,63
35	40	Frantisek Kuba	Czech Republic		44	26	35	27	36	25	39	31					263	19	32,88
36	20	Hans v.d. Aa	Netherlands		38	24	50	26	40	28	35	22					263	28	32,88
37	51	Hasse Pettersson	Finland		34	26	42	36	43	22	37	27					267	21	33,38
38	26	Miroslav Lisa	Czech Republic		41	30	33	26	44	24	46	23					267	23	33,38
39	22	Preben Skov	Denmark		38	28	52	26	33	23	43	25					268	29	33,50
40	23	Rolf Bergström	Finland		40	27	40	26	39	30	41	27					270	15	33,75
41	64	Per Kristian Brevik	Norway		39	26	41	30	42	28	37	31					274	16	34,25
42	62	Magne Andersen	Norway		38	26	40	26	38	31	46	29					274	20	34,25
43	68	Pekka Vanhanen	Finland		48	29	44	27	37	26	39	29					279	22	34,88
44	43	Torben Baldorf	Denmark		33	29	52	22	44	27	49	24					280	30	35,00
45	65	Dick v.d. Brink	Netherlands		39	26	45	34	40	27	50	28					289	24	36,13
46	48	Aad de Jong	Netherlands		38	32	53	30	45	26	46	25					295	28	36,88
47	34	Jan Engels	Netherlands		51	28	58	24	41	23	49	26					300	35	37,50
48	29	Arne Prip Hansen	Denmark		46	35	46	36	38	23	53	29					306	30	38,25
49	36	Robert Baldorf	Denmark		44	36	48	32	42	32	46	32					312	16	39,00
50	66	Trond Öwre	Norway		51	32	53	29	50	27	45	27					314	26	39,25
51	69	Kjell Fossan	Norway		59	29	47	30	44	29	47	34					319	30	39,88
52	55	Mees Bouwman	Netherlands		33	30	43	27	40	27	DNF because illness					200	16	33,33	

European Oldtimers Championships / Gothenburg -2002


Women - individual results





Place	Nr	Name	Nation		f	e	f	e	f	e	f	e	f	e	e	f	Tot.	Diff.	Aver.
					1	2	3	4	5	6	7	8	9	10	11	12			
1	4	Elfriede Andrasch	Austria		37	27	34	23	35	24	36	24	36	25	22	32	355	15	29,58
2	14	Monica Andersson	Sweden		32	27	32	23	32	23	40	22	38	28	26	33	356	18	29,67
3	17	Brunilde Rühr	Germany		41	21	36	20	36	22	42	25	30	27	26	35	361	22	30,08
4	10	Gun-Britt Hansson	Sweden		40	23	36	23	32	27	38	24	37	23	27	32	362	17	30,17
5	12	Elisabeth Kammerer	Austria		35	22	32	24	32	24	38	24	48	24	29	32	364	26	30,33
6	5	Barbara Hagl	Germany		35	25	39	24	35	26	36	25	39	26	26	37	373	15	31,08
7	6	Gerd Andersson	Sweden		33	27	38	26	32	25	34	31	38	30			314	13	31,40
8	2	Inge-Lise Hansen	Denmark		33	25	35	29	37	26	40	25	37	27			314	15	31,40
9	11	Jaroslava Fiedlerová	Czech Republic		43	25	34	24	41	24	41	26	39	27			324	19	32,40
10	8	Maria Fuchslberger	Austria		37	27	48	24	42	22	41	24					265	26	33,13
11	16	Doris Ertl	Austria		36	29	44	24	44	27	36	27					267	20	33,38
12	18	Inger Bohman	Sweden		47	26	32	25	45	28	44	23					270	24	33,75
13	13	Renate Hess	Germany		49	26	39	25	36	23	46	26					270	26	33,75
14	15	Danuse Henklová	Czech Republic		37	26	42	31	40	26	41	28					271	16	33,88
15	9	Donata Hauer	Germany		45	30	36	28	39	26	40	30					274	19	34,25
16	7	Dana Dockalová	Czech Republic		46	23	40	30	49	23	41	22					274	27	34,25
17	1	Aly Mesken	Netherlands		46	28	43	26	52	28	50	24					297	28	37,13
18	3	Anne Elisabet Berg	Norway		57	27	36	32	57	26	44	28					307	31	38,38




Men - team results


1 SWEDEN				f	e	f	e	f	e	f	e	Tot	Aver.
Nr	Name	1	2	3	4	5	6	7	8	Tot	Aver.		
24	Reine Niord	33	24	29	25	27	22	33	22	215	26,88		
31	Lennart Gustafsson	32	27	28	27	37	22	40	26	239	29,88		
38	Kjell Fredriksson	41	22	37	23	34	20	36	23	236	29,50		
45	Tony Strömberg	32	24	31	24	31	24	31	23	220	27,50		
52	Peter Söderlund	30	23	33	21	32	24	27	23	213	26,63		
59	Sven-Olof Ericsson	29	21	39	21	33	23	36	28	230	28,75		
70	Sven-Olof Birgersson	-	-	-	-	-	-	-	-	-	-		
		197	141	197	141	194	135	203	145	1353			
			338	535	676	870	1005	1208	1353				


2 GERMANY				f	e	f	e	f	e	f	e	Tot	Aver.
Nr	Name	1	2	3	4	5	6	7	8	Tot	Aver.		
25	Hubert Bayer	33	25	38	22	32	22	39	23	234	29,25		
32	Peter Matern	38	22	38	22	44	23	35	21	243	30,38		
39	Felix Seehof	43	24	29	23	34	24	38	23	238	29,75		
46	Johann Pscherer	31	20	40	22	32	22	35	23	225	28,13		
53	Jörn Osnabrügge	43	24	31	25	29	23	40	25	240	30,00		
60	Karl-Heinz Gerwert	35	24	36	27	34	22	33	25	236	29,50		
71	Stefan Döhner	-	-	-	-	-	-	-	-	-	-		
		223	139	212	141	205	136	220	140	1416			
			362	574	715	920	1056	1276	1416				

3 AUSTRIA				f	e	f	e	f	e	f	e	Tot	Aver.
Nr	Name	1	2	3	4	5	6	7	8	Tot	Aver.		
21	Manfred Schöller	41	21	32	22	38	26	35	25	240	30,00		
28	Walter Felbab	34	22	28	20	37	23	47	22	233	29,13		
35	Alfred Curda	35	25	41	19	40	24	43	24	251	31,38		
42	Heinz Laukes	35	24	39	25	34	26	39	25	247	30,88		
49	Karl Lakos	34	22	32	27	32	27	35	24	233	29,13		
56	Franz Berger	34	23	29	20	32	22	38	25	223	27,88		
67	Günter Würrer	-	-	-	-	-	-	-	-	-	-		
		213	137	201	133	213	148	237	145	1427			
			350	551	684	897	1045	1282	1427				

Men - team results


4 FINLAND				f	e	f	e	f	e	f	e	Tot	Aver.
Nr	Name	1	2	3	4	5	6	7	8				
23	Rolf Bergström	40	27	40	26	39	30	41	27			270	33,75
30	Christian Poulsen	41	29	40	26	37	26	38	22			259	32,38
37	Harry Grönlund	41	27	30	25	39	27	37	23			249	31,13
44	Yrjö Kukkonen	43	25	40	21	34	26	33	29			251	31,38
51	Hasse Pettersson	34	26	42	36	43	22	37	27			267	33,38
58	Edvin Jurmu	32	23	32	25	32	24	32	22			222	27,75
68	Pekka Vanhanen	-	-	-	-	-	-	-	-			-	-
		231	157	224	159	224	155	218	150			1518	
			388	612	771	995	1150	1368	1518				

5 CZECH REPUBLIC				f	e	f	e	f	e	f	e	Tot	Aver.
Nr	Name	1	2	3	4	5	6	7	8				
26	Miroslav Lisa	41	30	33	26	44	24	46	23			267	33,38
33	Jan Hala	34	26	33	25	32	29	38	24			241	30,13
40	Frantisek Kuba	44	26	35	27	36	25	39	31			263	32,88
47	Jindrich Jasek	37	28	36	27	38	22	40	21			249	31,13
54	Jan Valenta	34	21	45	24	41	22	41	22			250	31,25
61	Ladislav Svihel	41	24	40	23	34	22	41	24			249	31,13
		-	-	-	-	-	-	-	-			-	-
		231	155	222	152	225	144	245	145			1519	
			386	608	760	985	1129	1374	1519				

6 DENMARK				f	e	f	e	f	e	f	e	Tot	Aver.
Nr	Name	1	2	3	4	5	6	7	8				
22	Preben Skov	38	28	52	26	33	23	43	25			268	33,50
29	Arne Prip Hansen	46	35	46	36	38	23	53	29			306	38,25
36	Robert Baldorf	44	36	48	32	42	32	46	32			312	39,00
43	Torben Baldorf	33	29	52	22	44	27	49	24			280	35,00
50	Erik Meldgaard	35	26	39	22	33	27	35	25			242	30,25
57	Anders Schack	32	22	34	25	33	25	30	25			226	28,25
		-	-	-	-	-	-	-	-			-	-
		228	176	271	163	223	157	256	160			1634	
			404	675	838	1061	1218	1474	1634				







Men - team results

7 NETHERLANDS				f	e	f	e	f	e	f	e	Tot	Aver.
Nr	Name	1	2	3	4	5	6	7	8				
20	Hans v.d. Aa	38	24	50	26	40	28	35	22			263	32,88
27	Wilbert v. Helmond	33	26	38	24	33	28	35	28			245	30,63
34	Jan Engels	51	-	-	-	-	-	49	26			126	42,00
41	Jos Vlasveld	38	22	37	24	46	24	38	27			256	32,00
48	Aad de Jong	38	32	53	30	45	26	46	25			295	36,88
55	Mees Bouwman	33	30	43	27	40	27	6	6			212	26,50
65	Dick v.d. Brink	-	26	45	34	40	27	50	28			250	35,71
		231	160	266	165	244	160	259	162			1647	
			391	657	822	1066	1226	1485	1647				

Netherlands have 6 penalty points round 7 and 8, because of illness, they had to change player twice.

Women - team results

1 SWEDEN											
Nr	Name	f	e	f	e	f	e	f	e	Tot	Aver.
6	Gerd Andersson	33	27	38	26	32	25	34	31	246	30,75
10	Gun-Britt Hansson	40	23	36	23	32	27	38	24	243	30,38
14	Monica Andersson	32	27	32	23	32	23	40	22	231	28,88
18	Inger Bohman	-	-	-	-	-	-	-	-	-	-
		105	77	106	72	96	75	112	77	720	
			182	288	360	456	531	643	720		
2 AUSTRIA											
Nr	Name	f	e	f	e	f	e	f	e	Tot	Aver.
4	Elfriede Andrasch	37	27	34	23	35	24	36	24	240	30,00
8	Maria Fuchslberger	37	27	48	24	42	22	41	24	265	33,13
12	Elisabeth Kammerer	35	22	32	24	32	24	38	24	231	28,88
16	Doris Ertl	-	-	-	-	-	-	-	-	-	-
		109	76	114	71	109	70	115	72	736	
			185	299	370	479	549	664	736		
3 GERMANY											
Nr	Name	f	e	f	e	f	e	f	e	Tot	Aver.
5	Barbara Hagl	35	25	39	24	35	26	36	25	245	30,63
9	Donata Hauer	45	30	36	28	39	26	40	30	274	34,25
13	Renate Hess	49	26	39	25	36	23	46	26	270	33,75
17	Brunilde Rühr	-	-	-	-	-	-	-	-	-	-
		129	81	114	77	110	75	122	81	789	
			210	324	401	511	586	708	789		
4 CZECH REPUBLIC											
Nr	Name	f	e	f	e	f	e	f	e	Tot	Aver.
7	Dana Dockalová	46	23	40	30	49	23	41	22	274	34,25
11	Jaroslava Fiedlerová	43	25	34	24	41	24	41	26	258	32,25
15	Danuse Henklová	37	26	42	31	40	26	41	28	271	33,88
		-	-	-	-	-	-	-	-	-	-
		126	74	116	85	130	73	123	76	803	
			200	316	401	531	604	727	803		